

*Leave It All Behind.*



**PLAYCRAFT**  
BOATS



# Built for You.



There's nothing like a PlayCraft. Our boats are jaw-droppingly powerful, head-turningly beautiful and packed with as many amazing features as you'd like.

We build a quality boat from top to bottom. Decades in the industry have given us the experience it takes to build a boat right, including our innovated features for handling and comfort. But beyond that, this is your boat, we customize it for you.




If blazing speed is what you're looking for, you'll be glad you've found us. If you're more interested in quiet day fishing in the coves, we can build you a boat with every feature you'll need. We build boats for people who love to entertain, people who love to ski and those who just want to relax.

Whether you're running the lake at 60 MPH in an X-Treme Powertoon, or fishing with your grandkids in a Sunfish series, or just enjoying the day with friends and family, you're in a well-designed boat with superior craftsmanship.



PlayCraft builds boats the way they should be built, so it's easy for you to leave it all behind.



- ## Pontoon Boats
- ▶ **POWERTOON X-TREME Series**  
2700
  - ▶ **POWERTOON X-SCAPE Series**  
2700 RFL | 2700
  - ▶ **POWERTOON Series**  
2700SRL | 2700 | 2500 | 2300
  - ▶ **INFINITY Series**  
2500 | 2300
  - ▶ **DAYTONA Series**  
2300 | 2200 | 2100
  - ▶ **SPORT CRUISER Series**  
2700 RFL | 2500 I/O | 2500 | 2200
  - ▶ **SUNFISH Series**  
2200 Troller | 2200 Hybrid | 2200 FX 4
  - ▶ **CLIPPER Series**  
2400 | 2000

- ## Deckboats
- ▶ **POWER DECK**  
260 SXi
  - ▶ **DECK CRUISER Series**  
DC-24 | DC-22 | DC-20
  - ▶ **SUNFISH Series FX4 FISHDECK**  
FX4-24 | FX4-22 | FX4-20





# Go the X-treme.





Take your getaways to the next level with PlayCraft's X-Treme Series, where we throw limitations overboard. You get the power, speed and handling PlayCraft is known for, including our Triple Toon Package, RAC-R-FINS & X-Treme surface piercing nose on each pontoon, just to name a few.

Along with speed and handling, there is no shortage of luxury on the X-Treme series. This boat features stylish designs, overstuffed seats and ample lounging areas for anyone looking to kick back and enjoy the beauty of the lake. So whether it's a relaxing day, or a heart-racing day, the X-Treme will give you a day you will never forget.



DOUBLE REINFORCED AND DOUBLE WELDED SPLASH GUARDS WON'T BEND UNDER PRESSURE



CONSOLE PUTS EVERYTHING WELL WITHIN REACH.



ALL PLAYCRAFTS COME STANDARD WITH AN ABUNDANCE OF STORAGE



OUR PATENTED STERNSTEP™ WITH SWING DOWN LADDER



PADDED REAR SUN DECK GIVES YOU MORE ROOM

## Standard Features:

- ▶ Skid Guard Keels on Nose of 24" Pontoons
- ▶ Foam Floatation Contoured to Fill each Pontoon
- ▶ X-Treme Surface Piercing Nose on each Pontoon
- ▶ Front Water Deflectors on Pontoons
- ▶ Nose Castings on each Pontoon
- ▶ Mooring Eyes on each Corner
- ▶ All Aluminum Cross Members Under Deck 16" on Center
- ▶ Wide Heavy Duty Extruded Aluminum Side Deck Bumpers
- ▶ Aluminum Castings on All Corners
- ▶ 28" Tall Anodized Aluminum Rails (Paneled to Top Rail)
- ▶ Baked Enamel Aluminum Side Panels
- ▶ Limited Lifetime CCA 7 Ply Plywood on Decks
- ▶ Corrosion Resistant Fasteners
- ▶ Color matched Bimini Top
- ▶ Overhead Straps & Braces on Bimini Top
- ▶ Fuse Protected Wiring System
- ▶ Colored Coordinated Mooring Cover
- ▶ 12v Outlet
- ▶ Triple Toon Pkg. (Includes 3<sup>rd</sup> Pontoon & Performance Shield)
- ▶ Heavy Duty Extruded Aluminum RAC-R-FINS
- ▶ LED Running Lights
- ▶ KICKER Upgrade AM/FM Digital Stereo & 4 Coaxial Speakers
- ▶ Designer Graphics on Side Panels
- ▶ Plush Marine Carpet
- ▶ Reclining Captain Seat w/Adjustable Arms
- ▶ Stern Sofas w/Storage
- ▶ Fiberglass Console w/Tach, Fuel, Water PSI, Horn, Speedo, Windshield & Tilt Wheel
- ▶ L-Shape Ensemble w/Snack Table & Extra Base
- ▶ Port & Starboard Front Sofas w/Storage
- ▶ Lounge Back Sofa at the End of L-Shape & Both Front Sofas
- ▶ Selected Roto-Cast Seat Frames
- ▶ LED Courtesy Lights (Console, Rear Entry & Front Deck)
- ▶ Docking lights
- ▶ Ultra Style Gear Entry (Patented) w/Swing Down Ladder
- ▶ Built in 30 Gallon Gas Tank
- ▶ Ice Chest with Padded Lid
- ▶ Padded RSD Tanning Cushions w/Power Assisted Lids
- ▶ Drop in Liner for Selected Roto-Cast Seat Frames (Use as Cooler or Dry Storage)
- ▶ Front Corner Storages
- ▶ Mooring Pkg. (Includes 4 Fenders & 4 Mooring Lines)
- ▶ Hydraulic Steering
- ▶ Shrink Wrap (Bubble Pack)
- ▶ 2 Portable Stainless Steel Cup Holders
- ▶ Stainless Steel Latches
- ▶ Extended Center Toon & Rear Deck
- ▶ LED Under Rail Logo Lights

SPECIFICATIONS	Overall Length	Deck L x W	Pontoon Size	Pontoon Gauge	Max. HP IO/OB	Total Weight IO/OB	Max. Capacity	Max. Persons	Pontoons Center to Center
2700 Powertoon X-Treme	27.5'	27' x 8.5'	24"	.090	8.7L/400	3950/2750 lbs.	3000 lbs.	15	79"





# Great X-scape.




Take a break from the daily grind and escape into your own paradise. PlayCraft's X-Scape offers you extreme luxury, so you can sit back and relax in style. With signature seating, sleek designs and plush carpeting, no corners were cut to bring you the ultimate luxury while out on the water. Indulge yourself and add the

rear-facing lounge option, making it the perfect spot to catch some rays during the day, or watch the sunset to end a perfect day. This boat offers ultimate comfort so you can escape into your own paradise.




Console Puts Everything Well Within Reach



L-SHAPE ENSEMBLE

SKI TOW BAR (OPTIONAL)

FRONT FACING LOUNGES



## Standard Features:

- ▶ Skid Guard Keels on Nose of 24" Pontoons
- ▶ Foam Floatation Contoured to Fill Each Pontoon
- ▶ X-Treme Surface Piercing Nose on Each Pontoon
- ▶ Front Water Deflectors on Pontoons
- ▶ Nose Castings on Each Pontoon
- ▶ Mooring Eyes on Each Corner
- ▶ All Aluminum Cross Members Under Deck 16" on Center
- ▶ Wide Heavy Duty Extruded Alum. Side Deck Bumpers
- ▶ Aluminum Castings on All Corners
- ▶ 28" Tall Anodized Aluminum Rails (Paneled to Top Rail)
- ▶ Baked Enamel Aluminum Side Panels
- ▶ Limited Lifetime CCA 7 Ply Plywood on Decks
- ▶ Corrosion Resistant Fasteners
- ▶ Color Matched Bimini Top
- ▶ Overhead Straps & Braces on Bimini Top
- ▶ Fuse Protected Wiring System
- ▶ Colored Coordinated Extended Mooring Cover
- ▶ 12v Outlet
- ▶ Triple Toon Pkg. (Includes 3rd Pontoon & Performance Shield)
- ▶ Heavy Duty Extruded Aluminum RAC-R-FINS
- ▶ LED Running Lights
- ▶ KICKER Upgrade AM/FM Digital Stereo & 4 Coaxial Speakers
- ▶ Designer Graphics on Side Panels
- ▶ Plush Marine Carpet
- ▶ Reclining Poly Suspension Captain Seat
- ▶ Stern Sofas w/Storage
- ▶ Fiberglass Console w/Tach, Fuel, Water PSI, Horn, Speedo, Windshield & Tilt Wheel
- ▶ L-Shape Ensemble w/Snack Table & Extra Base
- ▶ Port & Starboard Front Sofas w/Storage
- ▶ Lounge Back Sofa at the End of L-Shape & Both Front Sofas
- ▶ Selected Roto-Cast Seat Frames
- ▶ LED Courtesy Lights (Console, Rear Entry & Front Deck)
- ▶ Docking Lights
- ▶ Ultra Style Rear Entry (Patented) w/Swing Down Ladder
- ▶ Built in 50 Gallon in Toon Gas Tank
- ▶ Ice Chest with Padded Lid
- ▶ Padded RSD Tanning Cushions w/Power Assisted Lids
- ▶ Mooring Pkg. (Includes 4 Fenders & 4 Mooring Lines)
- ▶ Hydraulic Steering
- ▶ Shrink Wrap (Bubble Pack)
- ▶ 2 Portable Stainless Steel Cup Holders
- ▶ Stainless Steel Latches
- ▶ Redesigned Rail System w/Sculptured Tubing
- ▶ Signature Seating
- ▶ In Toon Ski Storage
- ▶ 3 Mega-Toons (24" Tall x 24" Wide)
- ▶ Base Color Pad Package (White, Putty or Taupe)
- ▶ LED Under Rail Logo Lights
- ▶ Extended Center Toon & Rear Deck

SPECIFICATIONS	Overall Length	Deck L x W	Pontoon Size	Pontoon Gauge	Max. HP OB	Total Weight OB	Max. Capacity	Max. Persons	Pontoons Center to Center
2700 Powertoon X-Scape RFL	27.5'	27' x 8.5'	24"	.090	350	2750 lbs.	3000 lbs.	15	74"
2700 Powertoon X-Scape	27.5'	27' x 8.5'	24"	.090	350	2750 lbs.	3000 lbs.	15	74"








# Attractive Power.





**P**layCraft's Powertoon series is the perfect way for you to add more power and pleasure to your next getaway. We give you the power to get you where you want to go, with the comforts of your favorite reclining chair. Our Powertoon boats have cushy sofas, plenty of storage and a sleek control console. But, why stop

there. We can equip your boat with absolutely every amenity a pontoon needs; including an upper deck for sunning and a slide to make your kids happy. Soak up family fun, or just soak up the sun, it's time to add a Powertoon to your next lake adventure.




SPLIT REAR FACING LOUNGERS







SKI TOW BAR (OPTIONAL).




VINYL/SEAGRASS FLOORING IS EASY TO MAINTAIN & KEEP CLEAN (OPTIONAL)



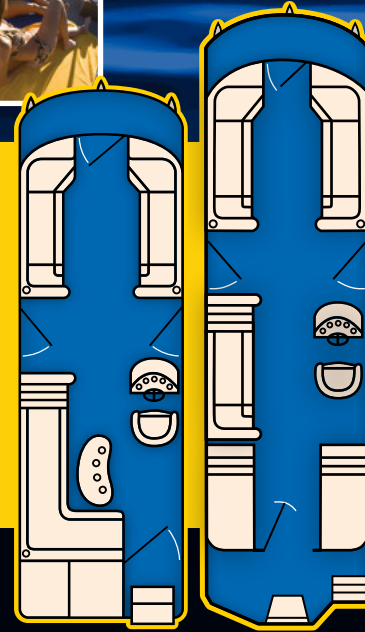
HIDE-AWAY TRASH CAN (OPTIONAL)



LED LIGHT STRIP MOOD LIGHTING (OPTIONAL)



DOCKING LIGHTS WITH LED COURTESY DECK LIGHT



## Standard Features:


- ▶ Skid Guard Keels on Nose of 24" Pontoons
- ▶ Foam Floation Contoured to Fill Each Pontoon
- ▶ Front Water Deflectors on Pontoons
- ▶ Nose Castings on Each Pontoon
- ▶ Mooring Eyes on Each Corner
- ▶ All Aluminum Cross Members Under Deck 16" on Center
- ▶ Wide Heavy-duty Extruded Aluminum Side Deck Bumpers
- ▶ Aluminum Castings on All Corners
- ▶ 28" Tall Anodized Aluminum Rails (Paneled to Top Rail)
- ▶ Baked Enamel Aluminum Side Panels
- ▶ Limited Lifetime CCA 7 ply Plywood on Decks
- ▶ Corrosion Resistant Fasteners
- ▶ Color Matched Bimini Top w/Quick Release Brackets
- ▶ Overhead Straps & Braces on Bimini Top
- ▶ Fuse Protected Wiring System
- ▶ Colored Coordinated Extended Mooring Cover
- ▶ 12v Outlet
- ▶ Triple Toon pkg. (Includes 3rd Pontoon & Performance Shield)
- ▶ Heavy-duty Extruded Aluminum RAC-R-FINS
- ▶ LED Running Lights
- ▶ KICKER Upgrade AM/FM Digital Stereo & 4 Coaxial Speakers
- ▶ Designer Graphics on Side Panels
- ▶ Plush Marine Carpet
- ▶ Barrel Style Captain Chair w/Slide Adjuster
- ▶ Stern Sofas w/Storage
- ▶ Fiberglass Console w/Tach, Fuel, Water PSI, Horn, Speedo, Windshield & Tilt wheel
- ▶ L-shape Ensemble w/Snack Table & Extra Base
- ▶ Port & Starboard Front Sofas w/Storage
- ▶ Lounge Back Sofa at the End of L-shape
- ▶ Selected RotoCast Seat Frames
- ▶ LED Courtesy Lights (Console, Rear Entry & Front Deck)
- ▶ Docking Lights
- ▶ Ultra Style Rear Entry (patented) w/Swing Down Ladder
- ▶ Built in 30 Gallon Gas Tank (2700, 2500 & 2300 only)
- ▶ Built in 50 Gallon Gas Tank (2700SRL only)
- ▶ Ice Chest with Padded Lid
- ▶ Padded RSD Tanning Cushions w/Power Assisted Lids (2700, 2500 & 2300 only)
- ▶ Drop in Liner For Selected RotoCast Seat frames (Use as Cooler or Dry Storage)
- ▶ Mooring pkg. (Includes 4 Fenders & 4 Mooring Lines)
- ▶ Hydraulic Steering
- ▶ Shrink Wrap (Bubble Pack)
- ▶ 2 Portable Drink Holders
- ▶ Extended Center Toon & Rear Deck

SPECIFICATIONS	Overall Length	Deck L x W	Pontoon Size	Pontoon Gauge	Max. HP OB	Total Weight OB	Max. Capacity	Max. Persons	Pontoons Center to Center
2700SRL Powertoon	27.5'	27' x 8.5'	24"	.090	350	2750 lbs.	3000 lbs.	15	79"
2700 Powertoon	27.5'	27' x 8.5'	24"	.090	6.2L/350	3950/2750 lbs.	3000 lbs.	15	79"
2500 Powertoon	25.5'	25' x 8.5'	24"	.090	5.7L/300	3750/2600 lbs.	2600 lbs.	13	79"
2300 Powertoon	23.5'	23' x 8.5'	24"	.090	5.7L/250	3550/2450 lbs.	2025 lbs.	10	79"





# To Infinity And Beyond.



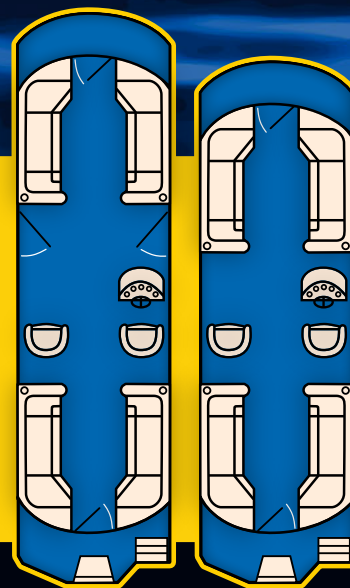
**B**e the Life of the Party. Whether you prefer a quick brunch with the family or an evening soiree with a dozen or more friends, the PlayCraft Infinity can handle the fun. The Infinity has all the great construction features you'd expect from PlayCraft, plus the luxury features that let you sit back and enjoy. Grab a drink from the cooler and a snack from the snack table and join your friends on one of the many overstuffed couches. Or indulge in a moonlit dinner with someone special on the rear deck. Add some enjoyment to life with the PlayCraft Infinity – your way.



CONSOLE DESIGN PUTS EVERYTHING WELL WITHIN REACH, AND COMES WITH FULL INSTRUMENTATION

HANDY IN-FLOOR STORAGE W/RUBBER MAT IS GREAT FOR SKI'S & FISHING POLES (OPTIONAL)

OUR PATENED STERN STEP W/SWING DOWN LADDER



## Standard Features:

- ▶ Skid Guard Keels on Nose of 24" Pontoons
- ▶ Foam Floatation Contoured To Fill Each Pontoon
- ▶ Front Water Deflectors on Pontoons
- ▶ Nose Castings on Each Pontoon
- ▶ Mooring Eyes on Each Corner
- ▶ All Aluminum Cross Members Under Deck 16" on Center
- ▶ Wide Heavy-duty Extruded Aluminum Side Deck Bumpers
- ▶ Aluminum Castings on All Corners
- ▶ Anodized Aluminum Rails
- ▶ Baked Enamel Aluminum Side Panels
- ▶ Limited Lifetime CCA 7 ply Plywood on Decks
- ▶ Corrosion Resistant Fasteners
- ▶ Color Matched Bimini Top
- ▶ Overhead Straps on Bimini Top
- ▶ Fuse Protected Wiring System
- ▶ 12v Outlet
- ▶ Running Lights
- ▶ Infinity AM/FM Stereo w/4 Marine Dual Cone Speakers
- ▶ Complete Padded Package
- ▶ Plush Marine Carpet
- ▶ Barrel Style Captain Chair w/Slide Adjuster
- ▶ Extended Center Deck & Transom
- ▶ Fiberglass Console w/Tach, Fuel, Water PSI, Horn, Speedo, Windshield & Tilt wheel
- ▶ L-shape Ensemble w/Snack Table & Extra Base
- ▶ Port & Starboard Front Sofas w/Storage
- ▶ Selected RotoCast Seat Frames
- ▶ Courtesy Lights
- ▶ Ultra Style Rear Entry (Patented) w/Swing Down Ladder
- ▶ Built in 30 Gallon Gas Tank
- ▶ Docking Lights
- ▶ Anti-Feedback Steering System
- ▶ Shrink Wrap (Bubble Pack)
- ▶ 2 Portable Drink Holders
- ▶ Rear Facing Stern Sofas w/Storage
- ▶ Extended Deck Over Tips & Toons
- ▶ 4 Lounge Back Sofas

SPECIFICATIONS	Overall Length	Deck L x W	Pontoon Size	Pontoon Gauge	Max. HP OB	Total Weight OB	Max. Capacity	Max. Persons	Pontoons Center to Center
2500 Infinity	25.5'	25' x 8.5'	24"	.090	175	2250 lbs.	3000 lbs.	15	79"
2300 Infinity	23.5'	23' x 8.5'	24"	.090	150	1775 lbs.	2165 lbs.	12	79"

(Triple Toon Package Increases Max HP Rating 75hp)






# Let's Go Racing Boys.



If the water had roads, you'd be the next Daytona champion. You know what you want, how to get there, and you want to get there fast. We want to help you. In a PlayCraft Daytona you can get there – fast. The Daytona is a special mixture of “power” and “toon.” “Power” means having a well built pontoon that can be equipped with up to a 250 HP. “Toon” to us means an absolutely spacious, luxurious boat


with all the amenities. In a PlayCraft Daytona you'll be a commanding presence whether you are laying back enjoying the luxury with your family or if you're at the helm speeding through the waterways.



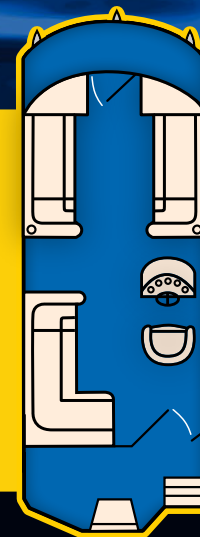
CONSOLE DESIGN PUTS EVERYTHING WELL WITHIN REACH & COMES WITH FULL INSTRUMENTATION



ROOMY INTERIOR W/OPTIONAL PASSENGER CAPTAIN SEAT



OVERSTUFFED SIDE SOFA



## Standard Features:

- ▶ Skid Guard Keels on Nose of 24" Pontoons
- ▶ Foam Floatation Contoured To Fill Each Pontoon
- ▶ X-treme Surface Piercing Nose on Each Pontoon
- ▶ Front Water Deflectors on Pontoons
- ▶ Nose Castings on Each Pontoon
- ▶ Mooring Eyes on Each Corner
- ▶ All Aluminum Cross Members Under Deck 16" on Center
- ▶ Wide Heavy-duty Extruded Aluminum Side Deck Bumpers
- ▶ Aluminum Castings on All Corners
- ▶ 28" Tall Anodized Aluminum Rails (Paneled to Top Rail)
- ▶ Limited Lifetime CCA 7 ply Plywood on Decks
- ▶ Corrosion Resistant Fasteners
- ▶ Color Matched Bimini Top w/Quick Release Brackets
- ▶ Overhead Straps on Bimini Top
- ▶ Fuse Protected Wiring System
- ▶ Anti Feedback Steering w/Tilt
- ▶ Selected RotoCast Seat Frames
- ▶ Courtesy Lights
- ▶ Running Lights
- ▶ Docking Lights
- ▶ Infinity AM/FM Stereo w/4 Marine Dual Cone Speakers
- ▶ Designer Graphics on Side Panels
- ▶ Plush Marine Carpet
- ▶ Milsko Style Captain Seat w/Slide Adjuster
- ▶ L-shape Ensemble w/Snack Table & Extra Base
- ▶ Port & Starboard Front Sofas w/Storage
- ▶ No Side Gates (Call for Application)
- ▶ Powertoont Style Fiberglass Console w/Tach, Fuel, Water PSI, Horn, Speedo, Windshield, & Tilt Wheel
- ▶ 12v Outlet
- ▶ Triple Toon Package (Includes 3rd Pontoon & Performance Shield)
- ▶ Heavy Duty Extruded Aluminum RAC-R-Fins
- ▶ X-treme Bow and Bow Railing
- ▶ Ultra Rear Entry (Patented w/Swing Down Ladder)
- ▶ Built in 50 Gallon Gas Tank
- ▶ Extended Center Toon and Rear Deck

SPECIFICATIONS	Overall Length	Deck L x W	Pontoon Size	Pontoon Gauge	Max. HP OB	Total Weight OB	Max. Capacity	Max. Persons	Pontoons Center to Center
2300 Daytona	23.5'	23' x 8.5'	24"	.080	250	2550 lbs.	2165 lbs.	12	79"
2200 Daytona	22.5'	22' x 8.5'	24"	.080	225	2450 lbs.	2025 lbs.	11	79"
2100 Daytona	21.5'	21' x 8.5'	24"	.080	225	2350 lbs.	1885 lbs.	10	79"





# Know No Limits.



SPORT DUAL CONSOLE WITH WALK-THRU WINDSHIELD (OPTIONAL)

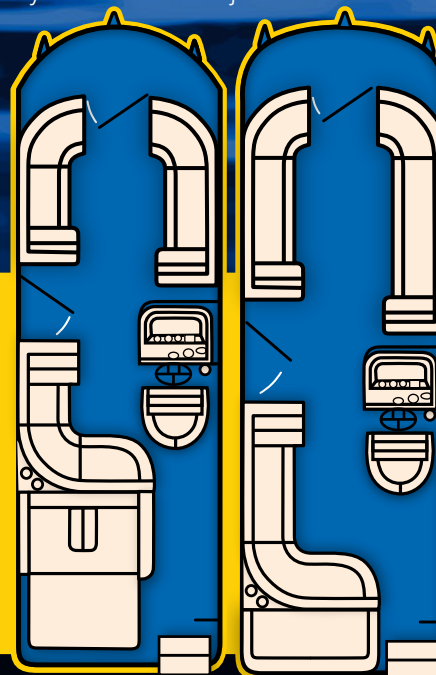
There are no limits on what you can do on PlayCraft's Sport Series. You will be impressed by the performance capabilities our boats deliver, giving you the power you want for an exciting getaway. The Sports Series is equipped with fantastic standard features—full instrumentation, roomy decks and overstuffed sofas; along with limitless options to add even more fun to your party. You can add a water slide to give the kids some fun in the sun, or if you would rather just sit back and relax add a rear-facing lounge and enjoy the beauty of the lake. No matter your boating style, there are no limits on what you can do with the Sports Series.



ALL PLAYCRAFT'S COME STANDARD WITH AN ABUNDANCE OF UNDER SEAT STORAGE

PADDED REAR SUN DECK CUSHIONS WITH GRAPHICS

BUILT IN LOUNGE BACKS




## Standard Features:

- ▶ Skid Guard Keels on Nose of 24" Pontoons
- ▶ Foam Floatation Contoured To Fill Each Pontoon
- ▶ Front Water Deflectors on Pontoons
- ▶ Nose Castings on Each Pontoon
- ▶ Mooring Eyes on Each Corner
- ▶ All Aluminum Cross Members Under Deck 16" on Center
- ▶ Wide Heavy-duty Extruded Aluminum Side Deck Bumpers
- ▶ Aluminum Castings on All Corners
- ▶ Anodized Aluminum Rails
- ▶ Baked Enamel Aluminum Side Panels
- ▶ Limited Lifetime CCA 7 ply Plywood on Decks
- ▶ Corrosion Resistant Fasteners
- ▶ Color Matched Bimini Top w/Quick Release Brackets
- ▶ Overhead Straps on Bimini Top
- ▶ Fuse Protected Wiring System
- ▶ 12v Outlet
- ▶ Running Lights
- ▶ Infinity AM/FM Stereo w/4 Marine Dual Cone Speakers
- ▶ Designer Graphics on Side Panels
- ▶ Complete Padded Package
- ▶ Plush Marine Carpet
- ▶ Reclining Poly Suspension Captain Seat
- ▶ Stern Sofas w/Storage
- ▶ Fiberglass Console w/Tach, Fuel, Water PSI, Horn, Speedo, Windshield & Tilt wheel
- ▶ L-shape Ensemble w/Snack Table & Extra Base
- ▶ Port & Starboard Front Sofas w/Storage
- ▶ Selected RotoCast Seat Frames
- ▶ Courtesy Lights
- ▶ Sport Style Rear Entry w/Swing Down Ladder
- ▶ Built in 30 Gallon Gas Tank
- ▶ Docking Lights
- ▶ Anti-Feedback Steering System
- ▶ Shrink Wrap (Bubble Pack)
- ▶ 2 Portable Drink Holders
- ▶ 2 Mega-Toons (24"x24")
- ▶ Rear Facing Lounge (2700 only)
- ▶ Extended Center Deck & Tansom (2700 only)
- ▶ Signature Seating
- ▶ Rear Sun Deck Tanning Cushions

SPECIFICATIONS	Overall Length	Deck L x W	Pontoon Size	Pontoon Gauge	Max. HP OB	Total Weight OB	Max. Capacity	Max. Persons	Pontoons Center to Center
2700RFL Sport	27.5'	27' x 8.5'	24"	.090	200	2450 lbs.	3000 lbs.	15	74"
2500 I/O Sport	25.5'	25' x 8.5'	24"	.090	4.3L	3750 lbs.	3000 lbs.	15	74"
2500 Sport	25.5'	25' x 8.5'	24"	.090	150	1775 lbs.	3000 lbs.	15	74"
2200 Sport	22.5'	22' x 8.5'	24"	.090	115	1600 lbs.	2025 lbs.	9	74"


(Triple Toon Package Increases Max HP Rating 75hp)








# Lure Your Family In.




**G**et your family and friends hooked on a fun new tradition, as you take them out on your new Sunfish boat. The Sunfish Series will lure in anyone looking for a great adventure. For the fishermen in the group, this boat is equipped to make any fishing trip better than ever. Equipped 4 fishing chairs, a fish finder and a built in tackle storage, your next fishing excursion is sure to be a success. But the fun doesn't stop once

the fish stop biting. The Sunfish Series also delivers the power you need to go exploring, tubing or water skiing. Plus, our comfortable lounging areas make it the perfect boat for those who just want to soak up the sun. It's time to lure your family into a new Sunfish boat.

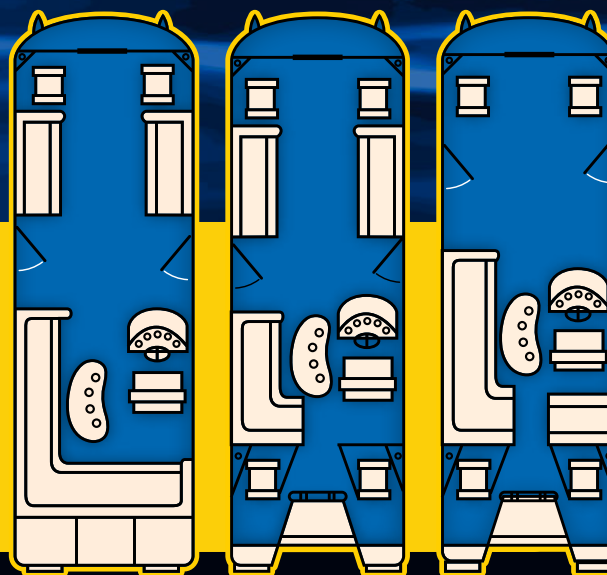


L-SHAPE ENSEMBLE



AERATED LIVEWELL UNDER FLIP-FLOP CAPTAIN'S CHAIR

TWO COMFORTABLE FRONT FISHING CHAIRS



2200 Hybrid

2200 Troller

2200 FX 4

## Standard Features:

- ▶ Skid Guard Keels on Nose of 24" Pontoons
- ▶ Foam Floatation Contoured to Fill Each Pontoon
- ▶ Front Water Deflectors on Pontoons
- ▶ Nose Castings on Each Pontoon
- ▶ Mooring Eyes on Each Corner
- ▶ All Aluminum Cross Members
- ▶ Under Deck 16" on Center
- ▶ Wide Heavy-duty Extruded Aluminum Side Deck Bumpers
- ▶ Aluminum Castings on All Corners
- ▶ Anodized Aluminum Rails
- ▶ Baked Enamel Aluminum Side Panels
- ▶ Limited Lifetime CCA 7 ply Plywood on Decks
- ▶ Corrosion Resistant Fasteners
- ▶ Color Matched Bimini Top w/Quick Release Brackets
- ▶ Overhead Straps on Bimini Top
- ▶ Fuse Protected Wiring System
- ▶ Running Lights
- ▶ Infinity AM/FM Stereo w/4 Marine Dual Cone Speakers
- ▶ Designer Graphics on Side Panels
- ▶ 12v Outlet
- ▶ Aerated Livewell
- ▶ Plush Marine Carpet
- ▶ Captain Seat Flip Flop Design
- ▶ Stern Sofas w/Storage
- ▶ Fiberglass Console w/Tach, Fuel, Water PSI, Horn, Speedo, Windshield, & Tilt wheel
- ▶ L-shape Ensemble w/Snack Table
- ▶ Selected RotoCast Seat Frames
- ▶ Port & Starboard Front Sofas w/Storage (Troller & Hybrid only)
- ▶ Two Front Fishing Seats Complete (Troller & FX4 only)
- ▶ Two Rear Fishing Seats Complete (Troller & FX4 only)
- ▶ Pre-wired For Trolling Motor w/Panel & Plug
- ▶ Courtesy Lights
- ▶ Docking Lights
- ▶ Built in 16 Gallon Gas Tank (Troller & FX4 only)
- ▶ Built in 30 Gallon Gas Tank (Hybrid only)
- ▶ Fish Finder (Surface Mount)
- ▶ Front Corner Caps w/Drink Holders & Tackle Tray
- ▶ Anti-Feedback Steering
- ▶ Extra Snack Table Base (Troller & Hybrid only)
- ▶ Shrink wrap (Bubble Pack)
- ▶ 2 Portable Drink Holders

SPECIFICATIONS	Overall Length	Deck L x W	Pontoon Size	Pontoon Gauge	Max. HP OB	Total Weight OB	Max. Capacity	Max. Persons	Pontoons Center to Center
Sunfish 2200 Troller	22.5'	22' x 8.5'	24"	.080	90	1600 lbs.	2025 lbs.	10	79"
Sunfish 2200 Hybrid	22.5'	22' x 8.5'	24"	.080	90	1600 lbs.	2025 lbs.	10	79"
Sunfish 2200 FX 4	22.5'	22' x 8.5'	24"	.080	90	1600 lbs.	2025 lbs.	10	79"

(Triple Toon Package Increases Max HP Rating 75hp)





# Hop On Board.



A relaxing day of fun, with no distractions of reality, it's something most people dream about. With the PlayCraft Clipper series, you can be the one to provide that amazing weekend getaway. You get high standard construction, along with plenty of room to invite up to 9 of your favorite people. If you are looking for more of an adventure, just add a third pontoon and RAC-R-FINS for exceptional high-speed handling. Hop onboard the Clipper Series, and discover your new favorite place for some rest and relaxation.



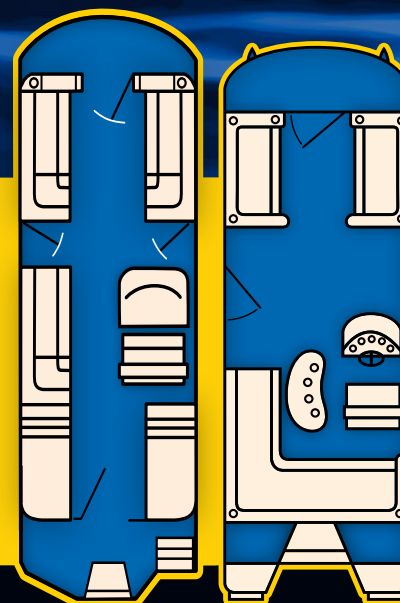
UPPER SUN DECK W/SLIDE (OPTIONAL)



CONSOLE PUTS EVERYTHING WELL WITHIN REACH

CLIPPER 2600 SRL

MEGA TOONS W/PATENTED STERN STEP W/SWING DOWN LADDER (OPTIONAL)



## Standard Features:

- ▶ Skid Guard Keels on Nose of 24" Pontoons
- ▶ Foam Floatation Contoured to Fill Each Pontoon
- ▶ Front Water Deflectors on Pontoons
- ▶ Nose Castings on Each Pontoon
- ▶ Mooring Eyes on Each Corner
- ▶ All Aluminum Cross Members Under Deck 16" on Center
- ▶ Wide Heavy-duty Extruded Aluminum Side Deck Bumpers
- ▶ Aluminum Castings on All Corners
- ▶ Anodized Aluminum Rails
- ▶ Baked Enamel Aluminum Side Panels
- ▶ Limited Lifetime CCA 7 ply Plywood on Decks
- ▶ Corrosion Resistant Fasteners
- ▶ Color Matched Bimini Top w/Quick Release Brackets
- ▶ Overhead Straps on Bimini Top
- ▶ Fuse Protected Wiring System
- ▶ Anti-Feedback Steering w/Tilt
- ▶ Selected RotoCast Seat Frames
- ▶ Courtesy Lights
- ▶ Running Lights
- ▶ Infinity AM/FM Stereo w/4 Marine Dual Cone Speakers
- ▶ Designer Graphics on Side Panels
- ▶ Plush Marine Carpet
- ▶ Captain Seat Flip Flop Design
- ▶ Stern Sofas w/Storage
- ▶ Fiberglass Console With Drink Holders, Tach, Speedo, Water PSI, Horn, & Windshield
- ▶ L-shape Ensemble w/Snack Table
- ▶ Port & Starboard Front Sofas w/Storage
- ▶ Shrink Wrap (bubble pack)
- ▶ 12 Volt Outlet
- ▶ 2 Portable Drink Holders
- ▶ Extended Center Deck & Transom (2600SRL only)
- ▶ Split Rear Lounge (2600SRL only)

SPECIFICATIONS	Overall Length	Deck L x W	Pontoon Size	Pontoon Gauge	Max. HP OB	Total Weight OB	Max. Capacity	Max. Persons	Pontoons Center to Center
Clipper 2600 SRL	26.5'	26' x 8.5'	24"	.080	150	2250 lbs.	3000 lbs.	15	79"
Clipper 2400	24.5'	24' x 8.5'	24"	.080	125	1775 lbs.	3000 lbs.	12	79"
Clipper 2000	20.5'	20' x 8.5'	24"	.080	90	1600 lbs.	2025 lbs.	10	79"

(Triple Toon Package Increases Max HP Rating 75hp)





# Fulfill Your Wants.



Welcome to the Power Deck 260 SXi, a boat that fulfills your wants. We've combined power, luxury and comfort. Our exclusive FlexSpeed Hull design combines the comfort and stability of a deckboat with the handling characteristics of a sporty runabout. For slow cruises or fast runs down the lake, the 260 SXi meets every need. We've included the finest comforts and conveniences of pontoon boats and sports cruisers, along with ample seating, luxurious amenities and sporty designs. Look good. Feel good. When you own a Power Deck 260 SXi, it's all good.



SIRIUS SATELLITE RADIO (OPTIONAL)

## Standard Features:

- ▶ 100% Composite Construction
- ▶ 6 Pull Up Stainless Steel Cleats
- ▶ Stainless Steel Fasteners
- ▶ Stainless Steel Latches
- ▶ Stainless Steel Hand Rails
- ▶ 6 Stainless Steel Cupholders
- ▶ Rub Rail w/Stainless Steel Insert
- ▶ Color Matched Bimini Top w/Stainless Steel Frame
- ▶ Mooring Package (Includes 4 Fenders & Mooring Lines)
- ▶ Circuit Breaker Protected Wiring System
- ▶ Color Coordinated Mooring Cover
- ▶ 12 V Outlet
- ▶ Running Lights
- ▶ 3 Courtesy Lights
- ▶ Docking Lights
- ▶ AM/FM CD Player w/4 Speakers, Auxiliary Jack & Remote Control
- ▶ Designer Graphics on Side Panels
- ▶ Shrink Wrap
- ▶ Battery Tray & Battery
- ▶ In Floor Ski Storage
- ▶ Anchor Storage
- ▶ Cargo Net Storage
- ▶ Wash Down System on Rear
- ▶ Barrel Style Captain Chair & Passenger Chair w/Slide Adjuster
- ▶ Lounge Back Sofa's w/Underseat Storage
- ▶ Removable Table w/2 Bases
- ▶ Built In Changing Room w/Mirror & Lights
- ▶ Molded In Ice Chest in Bow Seat
- ▶ Hidden 25 Qt Cooler
- ▶ Corian Counter Top w/Stainless Steel Sink & Rail
- ▶ Trash Compartment
- ▶ Recessed Fire Extinguisher Box
- ▶ Dual Fiberglass Consoles w/Custom Tinted Windshield
- ▶ Gauge Package Includes the Following; Tachometer, Speedometer, Fuel, Oil PSI, Temperature, Trim & Voltage
- ▶ Power Steering w/Tilt Wheel
- ▶ Built in Glove Box in Passenger Console w/Stainless Steel Grab Handle
- ▶ Bow & Stern Recessed Telescopic Boarding Ladder
- ▶ Built in 85 Gallon Gas Tank
- ▶ Padded Rear Sundeck w/Walk Around Swim Platform
- ▶ Motor Cover w/Power Assist
- ▶ Ski Tow
- ▶ Bilge Blower
- ▶ 3 Automatic Bilge Pumps
- ▶ Pre Rigging




UNDERSEAT STORAGE IS ABUNDANT

HANDY BOW STORAGE COMPARTMENT FOR THE ANCHOR

STYLISH DOCKING LIGHTS ADD CHARACTER TO THE XTREME 260 SXI

ENJOY THE PRIVACY OF THIS BUILT-IN CHANGING ROOM WITH MIRRORS AND LIGHTS

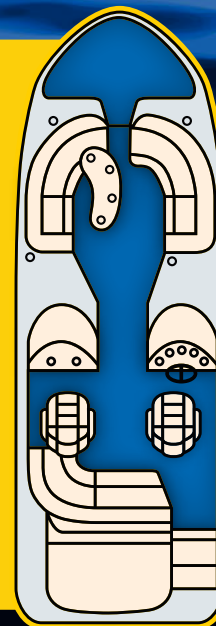


HANDY IN-FLOOR STORAGE IS GREAT FOR SKIS AND FISHING POLES

WASH DOWN THE DECK QUICKLY AND EASILY WITH THE BUILT-IN HOSE AND SPRAYER

RECLINING PLUSH CAPTAIN'S CHAIR WITH AN ADJUSTABLE ARMREST

ON-BOARD SINK



SPECIFICATIONS	Deck L x W	Fuel Capacity Gal.	Max. HP IO	Total Weight IO	Max. Capacity	Max. Persons IO
260 SXI	26' x 8' 6"	85	8.2 or 430 HP	5500	3000	18





**GLIDE-RIDE**  
THE PLAYCRAFT  
GLIDE-RIDE™ HULL  
GIVES YOU THE  
ULTIMATE IN  
PERFORMANCE.


# Don't Hold Back.



Incredibly powerful and absolutely beautiful, the Deck Cruiser series offers water lovers exactly what they need. Turn heads as you cruise along your favorite lake with the stylish design and luxurious features PlayCraft is known for. We custom-design your boat to give you endless options while out on the



water. Fill your day by showing off your water skiing skills, or stretch out and relax on our comfortable sofas listening only to the sounds of nature. Whatever you and your family want to do, this boat gives you the option to do it.



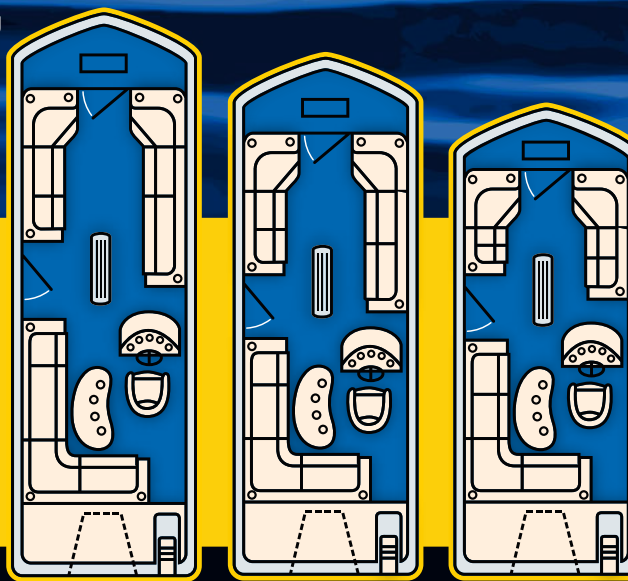
SKI TOW BAR (OPTIONAL)



VINYL FLOORING IS EASY TO MAINTAIN AND KEEP CLEAN



CUSTOM STEERING WHEEL



## Standard Features:

- ▶ TM "Glide Ride" Fiberglass Hull
- ▶ Fiberglass Console includes: Water PSI, Tach, Speedo, Fuel, Windshield, 12 Volt outlet, & Horn
- ▶ KICKER AM/FM Stereo & 4 Marine Dual Cone Speakers
- ▶ Adjustable Barrell Bucket Captain's Chair
- ▶ 2 Forward Sofas Wrap Around Style w/Storage Underneath
- ▶ Rear Sofa w/Storage Underneath
- ▶ L-Shape Side Ensemble w/Storage Underneath
- ▶ Snack Table w/Base
- ▶ Rotocast Plastic With Marine Vinyl on Selected Seat Frames
- ▶ Hinged Rear Sun Deck w/Carpeting and Storage
- ▶ Plush Marine Carpet
- ▶ Below Deck Ski Storage With Lock on Door
- ▶ All Fasteners Stainless Steel or Aluminum
- ▶ Baked Enamel Pre-painted Aluminum Side Panels
- ▶ Anodized Aluminum Bow & Stern Rails
- ▶ Heavy-duty Vinyl Gunnels
- ▶ Built in Gas Tank (41 gallons)
- ▶ Mooring Cleats Fore and Aft
- ▶ Built in Rear Entrance With Gate & Boarding Ladder
- ▶ 3 Safety Gates
- ▶ Fold Down Radar Arched Bimini Top w/Custom Extruded Aluminum Frame & Color Coordinated Top
- ▶ Foam Floatation
- ▶ Stainless Steel Bow & Stern Eyes
- ▶ Forward Deck Storage
- ▶ Running Lights
- ▶ Automatic Bilge Pump
- ▶ Color Coordinated Stripe on Hull
- ▶ Anti-Feedback Steering w/Tilt
- ▶ Shrink Wrap (bubble pack)
- ▶ Courtesy Lights
- ▶ Docking Lights
- ▶ 2 Portable Drink Holders
- ▶ 25" Transom

SPECIFICATIONS	Deck L x W	Fuel Capacity Gal.	Max. HP IO/OB	Total Weight IO/OB	Max. Capacity	Max. Persons IO/OB
Deck Cruiser 24	24' 3" x 8'	41-70	430/250	3800/2700 lbs.	2300 lbs.	10/12
Deck Cruiser 22	22' 3" x 8'	41-70	320/225	3550/2450 lbs.	2150 lbs.	8/10
Deck Cruiser 20	20' 6" x 8'	41-70	260/200	3300/2200 lbs.	2000 lbs.	8/10





**HONDA**  
**MARINE**



THE PLAYCRAFT  
GLIDE-RIDE™ HULL  
GIVES YOU THE  
ULTIMATE IN  
PERFORMANCE.



# Maximize Your Get Away.



Refresh, unwind and experience ultimate relaxation with our Sunfish FX4 Series. We've combined speed-handling engineering, luxury style and an extensive number of features to give you the custom-designed boat you want. This series includes the amenities you need to maximize your getaway, including fishing chairs, storage




FRONT CORNER TACKLE STORAGE

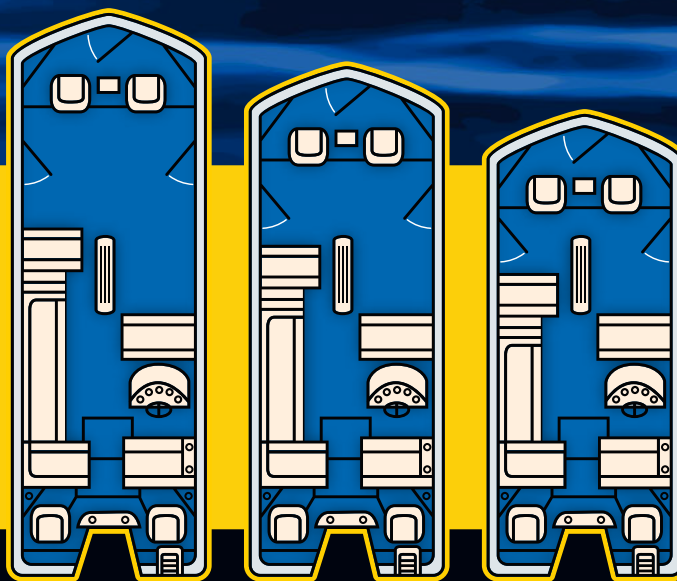
for your skis and comfortable seating. Add even more features to maximize your boating trip. The Sunfish FX4 Series gives you the ultimate recipe to experience maximum adventure and relaxation.



FISH FINDER WILL HELP YOU CATCH YOUR LIMIT



TWO COMFORTABLE FRONT FISHING CHAIRS



## Standard Features:

- ▶ TM "Glide Ride" Fiberglass Hull
- ▶ Fiberglass Console Includes: Water PSI, Tach, Speedo, Fuel, Windshield, 12 Volt outlet, & Horn
- ▶ Infinity AM/FM Stereo w/4 Marine Dual Cone Speakers
- ▶ 4 Fold Down Fishing Chairs (2 Located Forward w/Removable Pedestal, 2 Located Aft on Top of Lockable Storage Compartments w/Removable Pedestals)
- ▶ Roto-cast Plastic w/ Marine Vinyl on Seat Frame & Boxes
- ▶ 2 Rear Sofas w/Storage Underneath
- ▶ Snack Table w/Base
- ▶ Aerated Livewells or Ice Box w/Rotocast Frames
- ▶ Below Deck Ski or Rod Storage w/Lock on Door
- ▶ All Fasteners Stainless Steel or Aluminum
- ▶ Baked Enamel Pre-painted Aluminum Side Panels
- ▶ Fold Down Radar Arched Bimini Top w/Custom Extruded Aluminum Frame (color coordinated top)
- ▶ Anodized Aluminum Bow & Stern Rails
- ▶ Stainless Steel Bow & Stern Eye
- ▶ Built in Gas Tank (41 gal) 20', 22', 24' Models
- ▶ Automatic Bilge Pump
- ▶ Fuse Protected Wiring System
- ▶ Foam Floatation
- ▶ Heavy-duty Vinyl Gunnels
- ▶ Plush Marine Carpet
- ▶ 3 Safety Gates
- ▶ Mooring Cleats Fore and Aft
- ▶ Color Coordinated Stripe on Hull
- ▶ Trolling Motor Wire (6) Gauge w/Circuit Breakers
- ▶ Anti-Feedback Steering w/Tilt
- ▶ Shrink Wrap (bubble pack)
- ▶ L-Shaped Seating
- ▶ Rear Entrance w/Ladder
- ▶ 2 Portable Drink Holders

SPECIFICATIONS	Deck L x W	Fuel Capacity Gal.	Max. HP	Total Weight	Max. Capacity	Max. Persons
FX4 Fishdeck 24	24' 3" x 8'	41-70	250	2400 lbs.	2300 lbs.	12
FX4 Fishdeck 22	22' 3" x 8'	41-70	225	2200 lbs.	2150 lbs.	10
FX4 Fishdeck 20	20' 5" x 8'	41-70	200	2000 lbs.	2000 lbs.	10



**STANDARD VINYL** Numbers relate to seat diagrams below.

#1 →											
#2 →											
#4 →											
#3 →											
	①	②	③	④	⑤	⑥	⑦	⑧	⑨	⑩	⑪
	PUTTY CHOCOLATE TAUPE CHARCOAL	PUTTY WINE TAUPE CHARCOAL	PUTTY NAVY TAUPE CHARCOAL	PUTTY BLACK TAUPE CHARCOAL	PUTTY WHITE TAUPE CHARCOAL	WHITE RED CHARCOAL BLACK	WHITE RED YELLOW BLACK	WHITE BLUE YELLOW CHARCOAL	WHITE PURPLE YELLOW LIME	WHITE LIME YELLOW ORANGE	WHITE ORANGE YELLOW PURPLE
#1 →											
#2 →											
#4 →											
#3 →											
	⑫	⑬	⑭	⑮	⑯	⑰	⑱	⑲	⑳	㉑	
	WHITE YELLOW ORANGE PURPLE	WHITE RED NAVY TAUPE	WHITE NAVY CHARCOAL BLACK	WHITE NAVY ORANGE CHARCOAL	WHITE NAVY LIME CHARCOAL	WHITE BLACK ORANGE YELLOW	WHITE ORANGE BLUE TAUPE	TAUPE BLACK CHARCOAL BLACK	TAUPE NAVY CHARCOAL NAVY	TAUPE WINE CHARCOAL WINE	

**CUSTOM VINYL**

Select colors from the custom vinyls chart that correspond with the numbered areas on the seat diagrams below.

PUTTY	CHOCOLATE	TAUPE	CHARCOAL	WINE	NAVY	BLACK	WHITE	ORANGE	YELLOW	RED	BLUE	PURPLE	LIME

<p><b>X-Treme Series</b></p>	<p><b>Powertoan X-Scape &amp; Sport Series</b></p> <p>Offered in Base Color Only (White, Putty or Taupe)</p>	<p><b>Powertoan Series</b></p>	<p><b>Infinity Series</b></p>	<p><b>Daytona Series</b></p>	<p><b>Sunfish &amp; Clipper Series</b></p>
------------------------------	--------------------------------------------------------------------------------------------------------------	--------------------------------	-------------------------------	------------------------------	--------------------------------------------

**MOORING COVER**

NAVY	SILVER	BLUE	WINE	RED	TAUPE	TAN	BLACK

**CONVERTIBLE TOP**

NAVY	YELLOW	ORANGE	BLUE	WINE	RED	PURPLE	TAN	BLACK	TAUPE

**CARPET**

GRAY STAR	NEUTRAL STAR	BOCA RATON GRAY	BOCA RATON NEUTRAL

**PANELING**

WHITE	BRONZE METALLIC	NAVY	BLACK	PLATINUM	WINE

**SEAGRASS**

TAN	GRAY	NEUTRAL	BLACK	TEAK	GRAY TEAK

**VINYL FLOORING**


GRAY	NEUTRAL	TEAK/HOLLY



**2015  
Inductee**

**PDB**  
MAGAZINE  
**HALL OF FAME**  
Pontoon & Deck Boat

**Awards  
Banquet**



**Jim Dorris** *Founder and Owner  
of PlayCraft Boats*

At a young age, Jim Dorris fell in love with boating and it has been his passion ever since. After high school Jim joined the National Guard, followed by a brief stint as a student at a local junior college before deciding school wasn't for him. In 1968 he began building MonArk boats in Arkansas and in 1972 relocated to Missouri to work for Appleby Aluminum Boats, which at the time was the largest aluminum boat builder in the country. Jim sharpened his skills at Appleby for a little over a year before officially starting his own boat-building company, Charger Boats, in 1974.

After his first 20 years of successfully building boats, Jim began brainstorming on combining the comfort of a pontoon boat with performance. "I was getting a little older, but I still wanted to go fast and run with the big boys," recalls Jim. "So we developed the Hydrotoon that would later be known as our PowerToon."

Jim did more than just dream; he triggered the concept of performance pontoons when he first entered the Ozark Shootout in 1995 with a newly engineered Hydrotoon. Carrying a small-block 350, extra cross members and at the time those mysterious Rac-R-Fins welded to the tubes to help lift the boat, the pontoon went 46.8 mph and stole a lot of attention away from other performance boats that year.

It didn't take PlayCraft long to begin establishing pontoon speed records, but it was surprising how quickly Jim continued to break those records year after year with even faster production models. It was in 2001 that at Mercury's Lake X in Florida he set the record at that time with an unheard of speed of 81 mph and in 2010 it was PlayCraft who was the first to top the 100 mph mark.

His claim to fame will always be speed and his legacy in the pontoon industry really began in 1995 with that PowerToon design that truly changed the pontoon industry.

"We're responsible for the performance pontoon," says Jim. "We've taken the pontoon to a different level. With the PowerToon we gave consumers a pontoon that would perform more like a runabout. We live in the Show Me State and we showed others what pontoon boats were truly capable of when no one else was doing it."

While speed and performance are what Jim is best known for in the boating industry, it's his connection with his family and those who have helped him get where he is today that is the most important to him.

"My wife Carolyn who puts up with me, my family, my employees and all of my associates are what matters the most," says Jim. "We have guys who have been with me 40 plus years and it's amazing how hard they are to replace. You can't find quality workers like you could 25 years ago. We wouldn't be who we are today without the Ozark craftsmen who build our boats."

At some point each of his children has been a part of the success at PlayCraft and have all played a significant role in the company's growth over the years. And of course a common bond in the Dorris family will always be racing. In fact the next generation of Ozark racing has evolved as Jim's grandson, JT Dorris, is now winning races.

While Jim loves to be innovative and he may be best known for his role in introducing performance pontoons, it really just comes down to the fact that he simply loves boating.



*Leave It All Behind.*

Your Authorized PlayCraft Dealer:

